



# HOT TUB COVER ORDER FORM

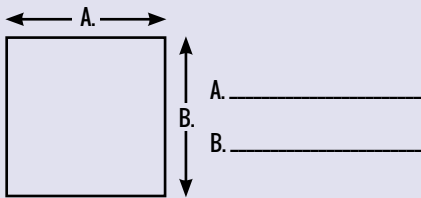


## ORDER & SHIPPING INFORMATION

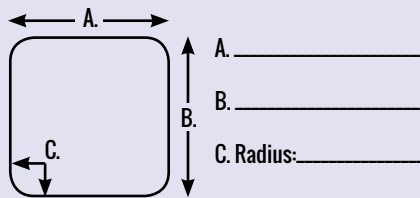
Date:	PO:	Address:	
Dealer:			
Tel:	Fax:	City:	
Tag Name:	Prov:	Postal Code:	
Spa Mfg:	Contact:		
Spa Model & Year:	Tel:		

## HOT TUB SHAPE

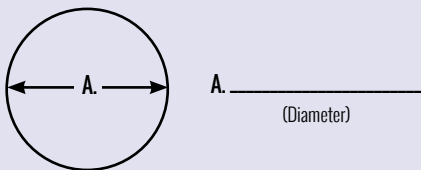
### SQUARE



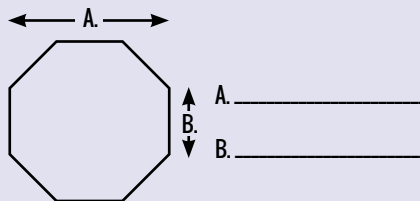
### RECTANGLE (ROUND CORNER)



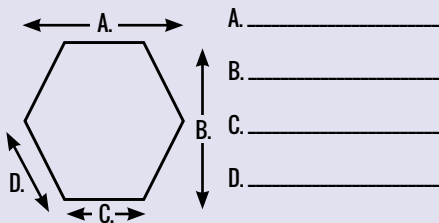
### ROUND



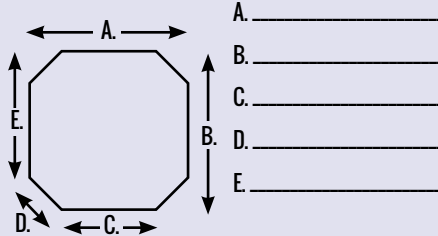
### OCTAGON



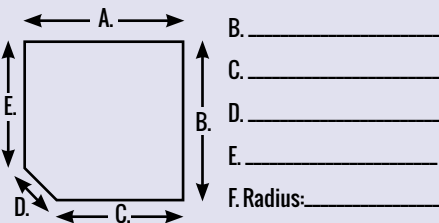
### HEXAGON



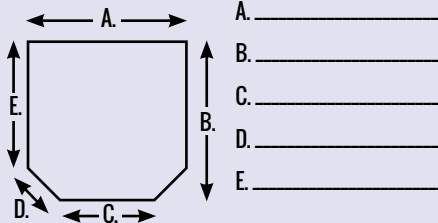
### STRETCHED OCTAGON



### ONE CUT CORNER



### TWO CUT CORNERS



## SPECS

### TAPER

- 3"-2"
- 4"-3"
- 5"-3"
- 5"-4"
- 6"-4"

### COLOUR

- Black
- Brown
- Charcoal
- Chocolate
- Dark Grey
- Teal
- Blue
- Burgundy
- Chestnut
- Forest Green
- Tan
- Tropical Blue

### FOLD

- Bi-Fold
- Tri-Fold
- Quad-Fold

### SKIRT

- No Skirt
- Skirt up to 4"
- Skirt 4" to 10"

### TIE DOWNS

- 4 Ties
- 2 Ties
- No Ties
- Extra Ties Qty: \_\_\_\_\_

### OPTIONS

- 2 lb Foam Upgrade
- 6 mil. Vapour Barrier
- Hinge Insulation
- Hinge Flap
- 2 Extra Handles
- 4 Extra Handles
- Speaker Hoods

### PARTS & ACCESSORIES

- Cover Lifter
- 8 x 8 Floating Blanket

**IMPORTANT!** PLEASE USE OUTSIDE SPA LIP DIMENSIONS & DRAW A LINE TO INDICATE THE FOLD DIRECTION



OVER 40 YEARS OF CREATING BACKYARD ESCAPES



## RADIUS SHEET

PLEASE USE THIS SHEET TO DETERMINE THE RADIUS OF A ROUNDED CORNER. THE EASIEST WAY IS TO CREATE A STENCIL OF THE CORNER, AND THEN MATCH THAT STENCIL TO THIS SHEET.

